

Explaining Cold Fusion

Edmund Storms

KivaLabs, Santa Fe, NM

storms2@ix.netcom.com

Abstract- Five assumptions are used to create a new explanation of low energy nuclear reactions (cold fusion) based on formation of a novel active environment within a variety of materials. The method to form this environment and the nuclear consequences are described. The fusion process is proposed to occur when a form of metallic hydrogen is created in nano-cracks. Methods to test the model are provided. Engineering variables are identified and used to show how the process can be controlled and amplified. These assumptions can also be used to evaluate other proposed explanations.

I. INTRODUCTION

The phenomenon referred to as cold fusion (CF) in this paper is defined as a nuclear process initiated on rare occasions in apparently ordinary material without application of significant energy. The process produces unexpected heat and nuclear products without significant radiation when any isotope of hydrogen is present. This phenomenon, first discovered by Fleischmann and Pons[1], has now been demonstrated by many replications [2, 3] and is on its way to commercial application.[4] Nevertheless, a satisfactory explanation has not been generally accepted, resulting in general rejection of the claims and inefficient investigation of behavior. This paper describes criteria useful in evaluating all proposed explanations and provides a new explanation consistent with these requirements. The assumptions on which this approach is based are justified and methods to test the resulting model are suggested. As required of a useful model, many new predictions are made and a path to improved reproducibility and control is suggested.

II. ASSUMPTIONS

All theories start with assumptions, which if incorrect will doom a model no matter how much argument and mathematical support are applied. Five basic assumptions are justified here as a basis to judge all models, including the one described later in the paper.

ASSUMPTION #1 - CF cannot occur in a “normal” material but requires formation of a unique condition called a nuclear-active-environment (NAE).[5]

Spontaneous nuclear reactions, other than radioactive decay, are not observed to occur in ordinary materials, except as very rare events after certain procedures are followed. These required procedures are necessary to create a condition in which the nuclear process can occur without violating rules known to control behavior within a chemical structure. To fully appreciate this requirement, certain facts must be considered.

A chemical lattice consists of tightly coupled and interacting atoms having the lowest energy state for that configuration. Occasional absence of an atom from where it is expected in the structure (a vacancy) is controlled by the same laws that control how the atoms themselves are arranged and are considered by chemists as part of the normal structure. These atoms and electrons rapidly interact and easily transfer excess local energy throughout the structure. Once local energy exceeds a few eV, chemical or structural changes will be produced. These processes will absorb energy before it can reach a level sufficient to affect a nuclear process. This well known behavior of a chemical system eliminates local concentration of energy in any form as a step in initiating the nuclear process.

In addition, if a novel quantum mechanical process were proposed, this process would have to be energetically favored in a chemical system and not cause chemical changes that would be noticed. In other words, not only must the nuclear behavior be explained but also unobserved chemical behavior must not be predicted as a consequence of the proposed process. This limitation can be avoided if the nuclear reaction occurs in a sample where these interactions with the chemical structure are not significant, i.e. in a novel NAE. Identifying the NAE then becomes the challenge.

ASSUMPTION #2 - The heat energy and nuclear products are produced by the same basic process operating in the same NAE.

An effect so rare and difficult to produce, as is cold fusion, would logically have only a single mechanism and condition for its operation. Nevertheless, the observations indicate several other kinds of nuclear processes might occur while the CF process is underway, which might cause confused interpretation. For example, hot fusion products

can be generated as cracks form [6-9] (called fractofusion), energetic radiation might result from unusual energy states having no relationship to CF, or energy might result on occasion from zero-point based processes[10]. As an example, claims for low-level energetic particle and neutron emission may have no relationship to the CF process[11, 12], instead being caused by occasional hot fusion. Consequently, the observed effects need to be carefully assigned to the correct source and not used to confuse an explanation for CF by including behavior that might be in apparent violation of this assumption.

ASSUMPTION #3 - Cold fusion is not hot fusion.

Hot fusion requires application of significant kinetic energy. When deuterons are used, four energetic products result with neutrons being the more easily detected. In contrast, cold fusion requires trivial kinetic energy and results in very few nuclear products, along with only weak radiation and very few neutrons, if any. Ironically, CF was rejected because it failed to behave like hot fusion. Instead, the novel behavior of CF reveals operation of a new phenomenon having no direct relationship to how hot fusion operates. A visual comparison is made between the two effects in Fig. 1.

Fusion can occur once two nuclei get close enough, either by forcing them together by applying kinetic energy or by forming a molecular structure using a muon.[13] Because the muon is about 200 times heavier than an electron, but has the same charge, it can act as a bonding electron and bring the two nuclei close enough to fuse. This process has been called cold fusion[14], an incorrect interpretation. Although fusion occurs, the typical energetic reaction products of hot fusion are found, including energetic neutron emission, not the products known to result from cold fusion.

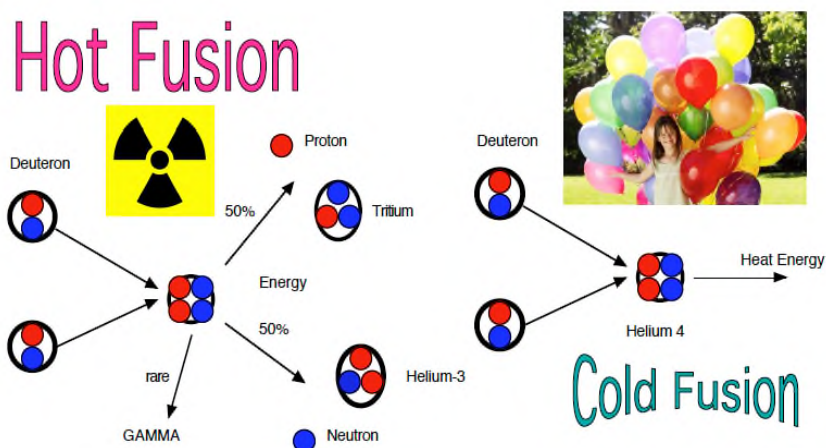


Fig. 1. Comparison between hot fusion and cold fusion using deuterium as an example.

Ion bombardment of a material using low energy D^+ has been proposed to cause CF,[15] also an incorrect conclusion, because once again, the expected nuclear products produced by hot fusion result. Apparently, when two d are brought together either by a muon or by applying kinetic energy, the products typical of hot fusion result, not those produced by cold fusion.

Cold fusion only occurs when the NAE is present and can support a unique fusion process. This process must first bring the two nuclei close enough to fuse and then dissipate the resulting energy without energetic particle emission, while operating as a unified mechanism.

ASSUMPTION #4 – The explanation must apply to each method for producing cold fusion and the resulting behavior.

CF can be initiated using at least five separate methods, each of which strives to inject hydrogen isotopes into a solid material. These methods involve different materials containing different impurities as well use of different levels of applied energy. A model must show how it can apply to these different conditions and materials by identifying an active feature common to all. This is an extension of Assumption #2.

ASSUMPTION #5 – No Law of Nature is violated.

The important laws are:

- The Laws of Thermodynamics apply to all processes within a chemical system. They state that energy cannot be spontaneously concentrated in local regions above a small limit and that all spontaneous changes require release of

Gibbs energy. Any mechanism proposed to create a condition able to initiate a nuclear reaction in a chemical structure must take these rules into account.

•*Conservation of energy and momentum* apply to all nuclear reactions when nuclear energy is released to the surroundings. This energy is released by emission of particles that carry the energy as a result of their velocity and mass, including photons which are called gamma rays. Release of significant mass-energy by vibration of the nucleus, to cause phonon generation, is found to be very rare if it occurs at all. A relationship between CF and the Mössbauer Effect, which has been suggested, is tenuous at best because of the large difference in energy between the two effects.

•*Laws of probability* limit the reaction rate of a process when it requires assembly of additional components before it can start. Each additional component requires time for the cluster to be located as ions diffuse through the material by a random process. Because the cluster grows larger by addition of one nucleus at a time, assembly of a large cluster can be expected to be too slow to account for the observed amount of power.

No published model is consistent with all of these assumptions and requirements. In addition, most models are either in conflict with one or more basic Laws of Nature or are in conflict with observed behavior when CF occurs. The theory described here attempts to avoid these deficiencies.

III. SEQUENCE OF THE CF PROCESS

The process of initiating the CF reaction is proposed to involve four separated but connected parts, the first three of which involve normal chemical behavior. First, formation of the NAE must obey rules that apply to a chemical process (Assumption #1) because it forms in a chemical structure. This formation reaction releases Gibbs energy (Assumption #5). Second, hydrogen ions must populate the lattice that surrounds the NAE, so as to be available once the fusion process starts. The resulting concentration is determined by the chemical property of the material and ambient conditions. Third, these ions must move and eventually find the NAE. This process involves diffusion and is influenced by temperature, concentration gradient, and applied voltages (electrodifussion).

The forth and final stage in the process occurs when two or more hydrogen atoms come together within the NAE to create what is called here a *Hydroton*. This structure is unique to cold fusion because it has the ability to reduce the Coulomb barrier while dissipating mass-energy in small quanta. This is where the “magic” of the process is located. Once this structure forms, rapid fusion occurs without further effort.

Most theories only address this final aspect of the CF process. This effort is misplaced because nothing can happen until the NAE forms. Consequently, attention must first be directed to creating enough NAE to cause a detectable effect. Once the NAE forms, the reaction rate is determined by several variables, as described in section IV and not by anything done to directly influence the nuclear reaction process. In other words, once the Hydroton forms, no further external influence is possible, as expected for such an energetic reaction.

IV. BASIC FEATURES OF THE PROPOSED MODEL

The NAE is a gap having a critically small size created by stress relief.[16, 17] The gap size is limited by particle size in which it occurs and the morphology of the material in which the stress is generated. A source of such stress can be identified in all successful materials that have been studied by various people.[18-21]

The hydrogen nuclei assemble in the gap and form a covalent bonded chain (Hydroton) with release of Gibbs energy, thereby stabilizing the gap to high temperatures. Each gap might host thousands of these chains in various stages of formation and fusion.

The chain resonates along its axis, which allows two nuclei to periodically get close enough to start the fusion process by emission in opposite directions of a weak coherent photon from each nucleus. The resonance cycle briefly terminates this process before additional photons can be emitted. Another photon set is emitted at the next cycle when two nuclei briefly again get close enough to pre-fuse. This periodic emission of photons takes place until all mass has been converted to energy and the two nuclei become a single nucleus. The photons have a range of energies, with most of them being absorbed by the apparatus.

The electrons have a high probability in the Hydroton structure of being located between the nuclei, thereby reducing the Coulomb barrier. As a result, they can be incorporated into the final nucleus when it forms after most excess mass-energy has been lost. A neutrino is emitted at that time without significant energy because very little

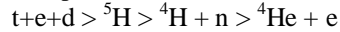
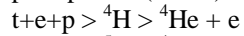

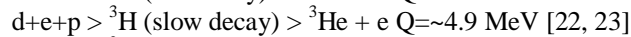
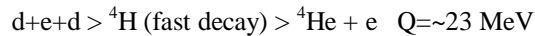
extra energy remains. Predicted nuclear reactions are summarized in Table 1.

Fusion of deuterium is proposed to produce ${}^4\text{H}$, which decays by rapid emission of a weak beta and a neutrino. This reaction might be detected by a search for weak Bremsstrahlung. In the same manner, fusion of p and d creates tritium, which slowly decays by emitting a weak beta + neutrino, as is normally the case. Fusion of protium (light hydrogen) produces stable deuterium. This deuterium can then fuse with p to form tritium or with d to form helium. A few of the tritium nuclei can fuse with deuterium to produce helium and a neutron, which is the proposed source of the few neutrons observed when tritium is produced.

Figure 2 shows a cartoon of four stages in the fusion process. First, a small gap forms and the hydrogen ions located between the metal atoms diffuse into this gap. Once there, they react to form a chain of covalent bonded atoms. Normal chaotic vibration of this structure eventually becomes coherent and results in a resonance along the axis. As the resonance wave passes, each nuclei periodically gets close to its neighbor, whereupon a weak photon is emitted. This process continues until a sufficient number of photons have been emitted to convert all excess mass to energy. The frequency of the emitted photons is expected to increase as the structure collapses toward the final product. These photons are converted to heat by the usual process as the photons are absorbed well away from the NAE but before most photons can leave the apparatus.

Table 1

Predicted nuclear reactions



The Q values give an estimated overall energy release.

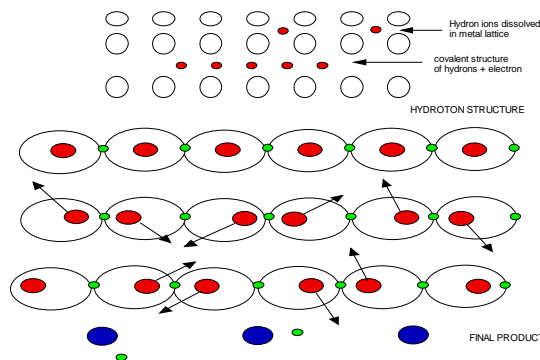


Fig. 2. Cartoon of the sequence in the proposed fusion process. The green colored electrons are shown in their most probable location while traveling in the indicated path.

V. SCIENTIFIC PREDICTIONS

The Hydroton is proposed to be metallic hydrogen (MH) [24-26]. Consequently, when attempts are made to form MH by subjecting H_2 to high pressure, a brief and intense nuclear reaction is predicted to produce heat and radiation once the MH forms, thereby causing observed damage to the diamond anvil used to apply huge pressure.

The heat claimed by Rossi and others using $\text{Ni}+\text{H}_2$ does not result from transmutation, but is predicted to result from formation of deuterium, followed by tritium and helium.

Tritium is predicted to form at an increasing rate when H is used to initiate CF as a consequence of reaction with the deuterium that forms.

Broad frequency RF radiation[21, 27] is predicted to result from resonance of the Hydroton structure, most of

which is absorbed by the apparatus. This radiation is expected to carry away only a small fraction of the total energy.

VI. ENGINEERING PREDICTIONS

Engineering behavior is determined by variables over which a person hopefully has control. Knowing the mechanism, other than that hydrogen is the reactant, is not important. However, identifying the variables and showing their mathematical relationship to the overall process is important to achieve initiation and control. In the case of CF, power production is the behavior requiring control. Power as heat is described by the following equation.

$$\text{Power generated} = K*[X*A*C*\exp(-B/RT)] \quad [1]$$

X = a value determined by which hydrogen isotope is reacting. If mostly deuterium is present, this number will be large. If mostly protium is used, the number will be small and variable, with a gradual increase as deuterium forms and fuses with either p or other d. (See Table 1 on previous page.)

A = number of NAE. The greater the number of sites in which the fusion reaction can occur, the faster energy can be generated.

C = concentration of hydrogen isotope in the material surrounding the NAE. This value depends on the chemical characteristics of the surrounding material, temperature, applied hydrogen activity, and rate at which the hydrogen can enter the material through the surface. Use of surface activation, ion bombardment, and high pressure (activity) will increase the concentration.

B = energy required to move hydrogen within the material. Several different conditions can be used to move hydrogen ions. This equation is based on the movement being enhanced by temperature as a driver for diffusion. Concentration gradients or application of an electric field will increase the rate of movement, thereby increasing power production by making the hydrogen more available to the NAE.[28, 29]

T = temperature (K) of the material surrounding the NAE.

K= constant used to resolve the measurement units for the different variables.

R= gas constant.

The temperature reached within the generator depends on how effectively power can be lost. Loss of energy occurs several different ways, including by radiation, conduction, and convection. For this discussion, the controlling loss will be assumed to result from conduction through the material surrounding the NAE, as described by the following equation.

$$\text{Power Loss} = \Delta T * \lambda \quad [2]$$

where ΔT is the average temperature difference across the barrier having a thermal conductivity = λ . □ As long as the rate of energy loss is equal to the rate of energy creation by the CF process, temperature will remain stable.

Arbitrary but plausible values for the variables in Equations 1 and 2 are used to show the effect of temperature on power production and power loss in Fig. 3. The amount of power produced will be modified somewhat by changes in hydrogen content [C] as temperature is changed, but this variable will not be considered right now. As can be seen in Fig. 3, at low temperatures, the effect of temperature is small, allowing the system to dissipate energy without runaway heating. However, once the rate of production exceeds the rate of loss, where the loss rate line crosses the production rate line, further increase in temperature cannot be stopped until hydrogen loss from the material or destruction of the NAE stops fusion.

These equations can be used to understand the behavior of all energy generators using CF including the e-Cat HT as designed by A. Rossi and tested by Levi et al.[30] The active core in this generator, consisting of Ni+H₂ with an unstated activator, does not produce significant energy at room temperature, as would be expected based on Equation 1. Consequently, application of electric power to resistors surrounding the core is used to increase the temperature of the core. To start the process, the core is heated from room temperature until what they call a self-sustaining mode is observed. Based on Fig. 3, such a condition would seem to occur when temperature began to show a large effect on power production near 700K. Temperature is increased further until significant power is generated, but without runaway. To insure runaway does not occur, applied power is then turned off briefly until temperature drops, after which power is again applied and temperature is allowed to reach the previous level before applied power is again stopped. Thus, control is achieved by periodically changing applied power to keep the temperature below the runaway region, but hot enough on average to produce significant power. This method avoids the challenge of exactly matching produced power with dissipated power so near the runaway temperature. The equations show how control

can be achieved several other ways as well. For example, fusion at each temperature can be increased by increasing the concentration of hydrogen isotopes in the material several different ways, by using deuterium instead of light hydrogen, and by increasing the number of NAE sites in the generator.

“Ignition” of a large sample (1 cm cube) reported by Fleischmann and Pons[1] can also be explained. In this case, a cube of palladium had been electrolyzed in D₂O for many hours, allowing a large amount of deuterium to enter the metal. Apparently, the electrolyte boiled dry, thereby exposing the sample to gas, which is much less effective in removing heat compared to the liquid. Whereupon, temperature of the cube rose rapidly as runaway started. The hot metal melted through the glass beaker, burned through the bench top, and dropped to the concrete floor before loss of deuterium allowed the metal to cool. Similar less-dramatic runaway events have been observed on other occasions and are called “life-after-death”, a term applied when heat continues after electrolysis has stopped.

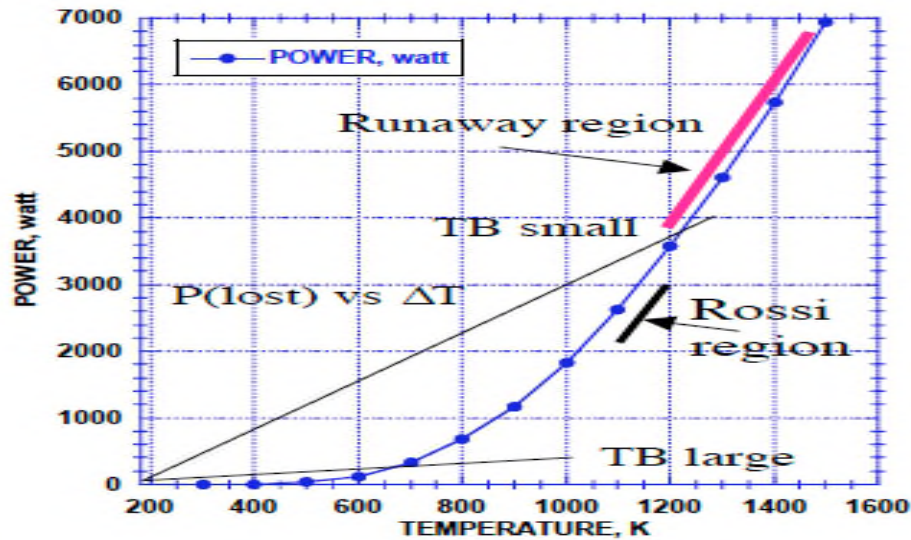


Fig. 3. Effect of temperature on the amount of power. The straight lines show the relationship between power loss and delta T for two different amounts of thermal resistance (TB). Runaway occurs when power produced exceeds power loss, as indicated by the red line. The “Rossi region” indicates where the E-Cat HT is operated below the runaway region.

VII. PROPOSED TEST OF THE MODEL

The model can be tested as follows:

1. The tritium production rate can be related to the D/H atom ratio in the material. When pure H is used, the rate will start at zero and increase with time as deuterium is made and fuses with the surrounding H. The concentration of deuterium and ⁴He will also increase as energy is made.
2. Weak photon radiation can be detected when CF energy is made, which has a large range of energy, with most photons having too little energy to leave the apparatus. The radiation is expected to have coherent characteristics.
3. The CF effect can be initiated as a result of nano-sized crack formation, generally in the surface region as a result of stress relief. This stress can be created many different ways in many different materials.
4. The rate of energy production can be described by Equation 1.

VIII. CONCLUSIONS

- Cold fusion is real, not related to hot fusion, and requires a significant change to take place in a material for it to occur.
- Present lack of acceptance and progress is caused by lack of effective guidance by theory.
- Behavior of all materials using all isotopes of hydrogen can be explained by a single basic mechanism operating in a single NAE.
- The NAE is created as nano-gaps resulting from stress relief mainly in the surface region.
- The nuclear-active structure, called *Hydroton*, is metallic hydrogen that forms in the nano-gaps.

- Heat is generated by formation of ^4He , tritium, or deuterium, depending on which hydrogen isotope is present, accompanied in each case by emission of weak photon radiation.
- Transmutation results only as a consequence of a fusion reaction, which provides the energy required to overcome the large Coulomb barrier.

IX SUMMARY

A collection of five plausible assumptions can be used to evaluate proposed theories of cold fusion. When applied, no present theory is consistent with all of them. Consequently, a new model is created that is consistent with all the proposed assumptions, violates no Laws of Nature, is consistent with all major observations, and can predict many new behaviors. The model can be applied to guide engineering development by creating more efficient devices, improving reproducibility, and achieving better control of energy production. Tests to determine if the model is correct are suggested. Mathematical descriptions will be undertaken once the concept is demonstrated to be correct.

ACKNOWLEDGEMENT

I'm grateful to Brian Scanlan for the many very productive discussions, insights into how the CF process might work, and for his financial support. I'm looking forward to his theory of how the Hydrotron might form and function to be published.

REFERENCES

1. Fleischmann, M., S. Pons, and M. Hawkins, *Electrochemically induced nuclear fusion of deuterium*. J. Electroanal. Chem., 1989. **261**: p. 301-308 and errata in Vol. 263, 187-188.
2. Storms, E.K., *The science of low energy nuclear reaction*. 2007, Singapore: World Scientific. 312.
3. Storms, E.K., *The status of cold fusion (2010)*. Naturwissenschaften, 2010. **97**: p. 861.
4. Rossi, A., *Method and apparatus for carrying out nickel and hydrogen exothermal reaction*. WO20110005506 (2011): USA.
5. Storms, E.K., *The nature of the energy-active state in Pd-D*. Infinite Energy, 1995(#5 and #6): p. 77.
6. Lipson, A.G., et al. *Generation of DD-reactions in a ferroelectric KD_2PO_4 single crystal during transition through Curie point ($T_c = 220\text{K}$)*. in *Condensed Matter Nuclear Science, ICCF-12*. 2005. Yokohama, Japan: World Scientific. p. 336.
7. Preparata, G. *Fractofusion revisited*. in *Anomalous Nuclear Effects in Deuterium/Solid Systems, "AIP Conference Proceedings 228"*. 1990. Brigham Young Univ., Provo, UT: American Institute of Physics, New York. p. 840.
8. Takeda, T. and T. Takizuka, *Fractofusion mechanism*. J. Phys. Soc. Japan, 1989. **58**(9): p. 3073.
9. Lipson, A.G., et al., *Neutron emission in monocrystals of KD_2PO_4 , stimulated by ferroelectric phase transition*. Pis'ma Zh. Tekh. Fis., 1992. **18**(16): p. 90 (in Russian).
10. Jiang, X.-I., Y. Zhang, and Z. Zhang. *Nuclear Transmutation in Non-equilibrium Systems by Ultra-closed Range Casimir Effect*. in *15th International Conference on Condensed Matter Nuclear Science*. 2009. Rome, Italy: ENEA, Italy. p. 268-271.
11. Mosier-Boss, P.A., *A Review on nuclear products generated during low-energy nuclear reactions (LENR)*. J. Cond. Matter Nucl. Sci., 2012. **6**: p. 135-148.
12. Mosier-Boss, P.A., et al., *Comparison of Pd/D co-deposition and DT neutron generated triple tracks observed in CR-39 detectors*. Eur. Phys. J. Appl. Phys., 2010. **51**(2): p. 20901-20911.
13. Balin, D.V., et al., *Experimental investigation of the muon catalyzed d-d fusion*. Phys. Lett. B, 1984. **141**(3/4): p. 173.
14. Rafelski, H.E., et al., *Cold fusion: muon-catalyzed fusion*. J. Phys. B, 1991. **24**: p. 1469.
15. Tsyganov, E.N., et al., *Registration of energy discharge in $D + D = ^4\text{He}^*$ reaction in conducting crystals (simulation of experiment)*. Nucl. Instr. and Meth. in Phys. Res. B, 2013. **309**: p. 95-104.
16. Storms, E.K., *The role of voids as the location of LENR*. J. Cond. Matter Nucl. Sci., 2013. **11**: p. 123-141.
17. Storms, E.K., *Cold fusion from a chemist's point of view*. Infinite Energy, 2013. **18**(108): p. 13-18.
18. Violante, V., et al. *Metallurgical effects on the dynamic of hydrogen loading in Pd*. in *The 9th International Conference on Cold Fusion, Condensed Matter Nuclear Science*. 2002. Tsinghua Univ., Beijing, China: Tsinghua Univ. Press. p. 383.
19. Mazzolai, F.M., P.G. Bordoni, and F.A. Lewis, *Elastic energy dissipation effects in the palladium-hydrogen system*. J. Less-Common Met., 1980. **74**: p. 137.
20. Huggins, R.A., *Fundamental considerations relating to the insertion of hydrogen isotopes into mixed conductors at high activities*. Mater. Res. Soc. Symp. Proc., 1991. **210**: p. 317.
21. Afonichev, D. and M. Murzinova, *Indicator of the process of cold fusion*. Int. J. Hydrogen Energy, 2003. **28**: p. 1005-1010.

22. Romodanov, V.A. *Tritium generation during the interaction of plasma glow discharge with metals and a magnetic field.* in *Tenth International Conference on Cold Fusion*. 2003. Cambridge, MA: World Scientific Publishing Co. p. 325-352.
23. Romodanov, V.A., Y.B. Skuratnik, and A.K. Pokrovsky. *Generation of tritium for deuterium interaction with metals.* in *8th International Conference on Cold Fusion*. 2000. Lerici (La Spezia), Italy: Italian Physical Society, Bologna, Italy. p. 265.
24. Wigner, E. and H.B. Huntington, *On the possibility of a metallic modification of hydrogen.* J. Chem. Phys., 1935. **3**(12): p. 764.
25. Horowitz, C.J., *Cold nuclear fusion in dense metallic hydrogen.* Astrophys. J., 1991. **367**: p. 288.
26. Nellis, W.J., A.L. Ruoff, and I.F. Silvera, *Has Metallic Hydrogen Been Made in a Diamond Anvil Cell?* arXiv:1201.0407 [cond-mat.other], 2012.
27. Afonichev, D. *High-frequency radiation and tritium channel.* in *Tenth International Conference on Cold Fusion*. 2003. Cambridge, MA: World Scientific Publishing Co. p. 353.
28. Mizuno, T., et al., *Anomalous gamma peak evolution from SrCe solid state electrolyte charged in D₂ gas.* Int. J. Hydrogen Energy, 1997. **22**: p. 23.
29. Biberian, J.-P., et al. *Electrolysis of LaAlO₃ single crystals and ceramics in a deuteriated atmosphere.* in *The Seventh International Conference on Cold Fusion*. 1998. Vancouver, Canada: ENECO, Inc., Salt Lake City, UT. p. 27.
30. Levi, G., et al., *Indication of anomalous heat energy production in a reactor device.* arXiv:1305.3913v3, 2013.